



## Wheel CNC Vertical Lathe Machine Medium Duty Turning

Our Product Introduction

for more products please visit us on [lathemach.com](http://lathemach.com)

### Basic Information

- Place of Origin: Henan, China
- Brand Name: Baishun
- Certification: CE ISO
- Model Number: CK5112
- Minimum Order Quantity: 1 Set
- Price: Negotiable
- Packaging Details: Export standard wooden case package or Negotiation with customers
- Delivery Time: 30-35 work days
- Payment Terms: L/C, T/T, Western Union
- Supply Ability: 100 Set/Sets per Month




### Product Specification

- Type: VERTICAL, High Precision CNC Lathe
- Machining Capacity: Medium Duty
- Spindle Bore(mm): 105
- Width Of Bed (mm): 250 Mm
- No. Of Spindles: Single
- CNC Control System: GSK
- Toolpost Brand: Hongda
- Tool Post Stations: 4
- Machine Type: Vertical Turning Lathe
- Max. Processing Diameter: 1200mm
- Highlight: Wheel CNC Vertical Lathe Machine, CNC Vertical Lathe Machine Medium Duty, vertical cnc turning



### More Images



## Product Description

### Product Description

#### Hot Sale Lathe Machine Cnc Machining Parts Cnc Wheel Lathe

Hot Sale Lathe Machine Cnc Machining Parts Cnc Wheel Lathe is suitable to process ferrous metal, nonferrous metals and partial non-metallic material, and could achieve the processing of turning of the end face, inside and outside cylindrical surface, inside and outside circular conical surface and drilling, expanding, reaming of hole. Main transmission is driven by the spindle AC servo motor, hydraulic gear change and two gears step less speed regulation. Worktable is manual 4-jaw single movement chuck.

**Product Overview:** The Vertical CNC Lathe, also known as a Vertical Turning Center, is a powerful machine used in metalworking to precisely and efficiently turn and cut metal components. With its vertical spindle that holds and rotates the workpiece, it has gained popularity in various manufacturing industries. It excels in the production of large and heavy components like gears, turbines, and aerospace parts, especially those with a high aspect ratio.

Moreover, the CNC vertical lathe is equipped with advanced automation features, allowing for minimal human intervention. It can be programmed to perform a wide range of machining operations, including turning, drilling, boring, threading, and milling. Offering versatility, high precision, and automation, the CNC vertical lathe has become an indispensable tool in modern manufacturing processes.

The CNC Vertical lathe is a big machine used for handling large and heavy workpieces with a wide radial size and relatively smaller axial size. It's designed to process workpieces with complex shapes, such as cylindrical surfaces, end surfaces, conical surfaces, cylindrical holes, conical holes, and more. Additionally, with the help of additional tools, it can also perform operations like thread cutting, turning spherical surfaces, imitation machining, and grinding. Unlike horizontal lathes where workpieces are clamped horizontally, the vertical lathe has its main spindle axis arranged vertically, and the worktable is positioned horizontally. This arrangement makes it more convenient for clamping and aligning workpieces. Furthermore, this setup reduces the load on the spindle and bearings, enabling the vertical lathe to maintain its accuracy over long periods of operation.

#### Machine parameter

Model	CK518	CK5112Q	CK5112A	CK5116Q	CK5120A	CK5126A
Max. turning diameter of vertical tool rest (mm)	800	1200	1200	1600	2000	2600
Working table diameter (mm)	700	1000	1000	1400	1800	2200
Max. height of work-piece (mm)	800	1000	1000	1200	1250	1400
Max. weight of work-piece (kg)	1500	1500	3200	3200	8000	8000
Range of worktable rotation speed (rpm)	30-260	20-180	6.3-200	15-160	3.2-100	2.2-70
Feeding series	Stepless	Stepless	Stepless	Stepless	Stepless	Stepless
Range of tool rest feed (mm/min)	0.25-90	0.25-90	0.8-86	0.25-90	0.8-86	0.8-86
Cross beam travel (mm)	500	1000	650	1200	890	1090
Horizontal travel of tool rest (mm)	500	700	700	900	1115	1400
Vertical travel of tool rest (mm)	450	500	650	750	800	800
Size of section of cutter bar (mm)	30*40	30*40	30*40	30*40	30*40	30*40
Main motor power (kw)	11	15	22	15	30	30

# HIGH EFFICIENCY

## CK5112 CNC VERTICAL LATHE




IT'S TIME TO  
GET YOUR MACHINE

MULTI-PURPOSE | CNC LATHE


High Quality /**PRODUCT<sup>+</sup>**

Factory Diresct /**SELLING<sup>+</sup>**

Whatsapp: **+86 18003851898**  
Email: **dora@bsmachinery.com**



# Product Details Display




**01**  
WORKTABLE

## WORKTABLE

Worktable has high rotation precision and large load capacity.


WhatsApp: +86 18003851898



**02**  
ELECTRIC TOOL POST

## ELECTRIC TOOL POST


Clients can choose 4,5,6 station electric tool post.



**03**  
COLUMN/ CROSS BEAM

## COLUMN/ CROSS BEAM


High frequency column and beamguide, hardness HRC-55 degree.



**04**  
CONTROL SYSTEM

## CONTROL SYSTEM

Standard with GSK980TDi control  
Optional: Siemens, Fanuc, Syntec ect.



**Henan Baishun Machinery Equipment Co., Ltd.**

+8618939515188

sale@goodlathe.com

lathemach.com

No.65, Tianming Road, Jinshui District, Zhengzhou City, Henan Province, China