



Heavy Duty Big Travel Vertical Lathe 3 Axis Universal Cnc Machine

Our Product Introduction

for more products please visit us on lathemach.com

Basic Information

- Place of Origin: Henan, China
- Brand Name: BAISHUN MACHINERY
- Certification: CE ISO
- Model Number: CK5225
- Minimum Order Quantity: 1
- Price: \$66,000.00/sets 1-4 sets
- Packaging Details:
 1. Outside we will pack the product with plastic to prevent wet.
 2. Outside of the cnc vertical lathe machine will be packed by strong wooden pallet.
- Delivery Time: 45 Working days
- Supply Ability: 20 Set/Sets per Month



Product Specification

- Max. Length Of Workpiece (mm): 2500
- No. Of Spindles: Double
- Machining Capacity: Heavy Duty
- Control: CNC/Manual
- Max. Weight Of Work piece: 20TON
- Spindle Motor Power(kW): 55
- Worktable Diameter: 2250
- Rapid Traverse Of Rail Head: 4000 Mm/min
- Positioning Accuracy (mm): ± 0.005
- Repeatability (X/Y/Z) (mm): ± 0.003
- Highlight: 3 Axis Vertical lathe , Big Travel Vertical lathe , Accuracy Vertical lathe



More Images



Product Description

Heavy Duty Excellent Quality Big Travel Vertical lathe 3 Axis Universal Cnc Machine


Our Product Introduction

for more products please visit us on lathemach.com

BAISHUN

VERTICAL LATHE CK5235

High efficiency | Automatic | Reliable | High precision



High Quality /PRODUCT Factory Diresct /SELLING Whatsapp: +86 18003851898
Email: dora@bsmachinery.com


The double column vertical lathe is a cutting-edge piece of equipment that combines mechanical, electrical, and hydraulic components. It incorporates modern design principles and manufacturing techniques, leveraging CAD optimization and state-of-the-art components from both domestic and international sources.

Machine parameter

Specifications	Unit	CK5225	CK5231	CK5240Q	CK5240
Max.turning diameter	mm	2500	3150	4000	4000
Max. height of work piece	mm	1600/2000/2500	1600/2000/2500	1600/2000/2500	1600/2000/2500
Max. weight of work piece	T	10/20	10/20	10/20	32
Worktable diameter	mm	2250	2830	2830/3150	3200/3600
Range of table speeds	r/min	2-63	2-63	2-63	2-63
Steps		16	16	16	16
Max torque of work table	KN.m	63	63	63	100

Rapid traverse of rail head	mm/min	4000	4000	4000	4000
Ram vertical travel of right railhead	Kn	35	35	35	40
Ram vertical travel of left railhead	kn	30	30	30	30
Range cutting force of right railhead	mm/min	1-50	1-50	1-50	1-50
Range cutting force of right railhead	mm/min	0.1-1000	0.1-1000	0.1-1000	0.1-1000
Travel of arm	mm	1000	1000	1000	1250
Section of arm	mm	255×200	255×200	255×200	240×240
Swivel of left and right railhead	°	±30°	±30°	±30°	±30°
Section of tool	mm	40×50	40×50	40×50	50×50
Power of main motor	Kw	55	55	55	75
Overall dimensions	cm	569×470×480/520	605×440×493/533	690×510×480/520	690×510×480/520

Product photos




Product Details Display


01

COMFORT VENTILATION

WORKTABLE

Worktable has high rotation precision and large load capacity.





02

COMFORT VENTILATION

ELECTRIC TOOL POST



Clients can choose
4,5,6 station
electric tool post.

03

COMFORT
VENTILATION

COLUMN/ CROSS BEAM

High frequency column
and beamguide,
hardness HRC-55
degree.



04

COMFORT
VENTILATION

CONTROL SYSTEM

Standard with
GSK980TDi control
Optional: Siemens,
Fanuc, Syntec ect.



**BEAM STRUCTURE:**

By the beams, horizontal feed transmission structure, clamping mechanism and hydraulic device and other components. Beam using high strength and low stress cast iron, aging treatment, structural stability is not deformed, the guide after IF quenching, with sufficient rigidity, strength, to ensure the accuracy of the machine. The top of the guide rail is equipped with a weight-reducing and unloading device, which reduces the resistance of the tool holder during movement. The contact surface of the beam and the column guide rail is glued with PTFE wear-resistant guide rail soft belt, which has a small coefficient of friction and greatly prolongs the service life of the machine tool. Beam placed in front of the column, so that the vertical beam in the vertical column.

Our Services

1. 24 Hours after sales service by E-mail or Phone.
2. 100% response rate.
3. Engineers available to service overseas.
4. OEM service is available
5. Warranty: 12 months, beyond the warranty period, all spare parts offered to you with factory price.

Contact

**We are a direct-sale lathe machine manufacturer, not a trading company,
which means we can offer you the best prices.**

**Welcome get in touch with us:)
Tel: +86 18003851898**



Henan Baishun Machinery Equipment Co., Ltd.



+8618939515188



sale@goodlathe.com



lathemach.com

No.65, Tianming Road, Jinshui District, Zhengzhou City, Henan Province, China