




Conventional Precision Processing Surface Turning VTL Carousel Lathe Vertical

Our Product Introduction

for more products please visit us on lathemach.com

Basic Information

- Place of Origin: China
- Brand Name: BAISHUN
- Certification: ISO
- Model Number: C5116A
- Minimum Order Quantity: 1 Set
- Price: Negotiation
- Packaging Details: Export standard wooden case package
- Delivery Time: 40 working days
- Payment Terms: T/T,L/C,Western Union
- Supply Ability: 50 Sets per Month




Product Specification

- Name: Carousel Lathe Vertical
- Machining Capacity: Middle Duty
- Max. Turned Length (mm): 1600 Mm
- Table Diameter: 1400mm
- Max.load Capacity: 3200kg
- Type: Vertical Type
- Automatic: Manual Type
- Spindle Motor Power(kW): 15kw
- Voltage: 380V
- Warranty: 1 Year
- Key Words: Carousel Lathe
- Application: Metal Turning Work
- Highlight: **vertical lathe machine with precision processing**
, VTL carousel lathe for surface turning,
conventional vertical lathe for turning



More Images



Product Description

Conventional Precision Processing Surface Turning VTL Carousel Lathe Vertical :

Description:

The Manual type vertical lathe, also known as a vertical turning center, is a machine tool used for turning and cutting metal components with high precision and efficiency. Compare with conventional lathes, which are typically horizontal and require the workpiece to be mounted on a rotating chuck, a vertical lathe has a vertical spindle that holds and rotates the workpiece. The cutting tool is mounted on a tool turret that moves in multiple axes, allowing for precise and complex machining operations. The vertical lathes are widely used in the manufacturing industry for producing large and heavy components, such as gears, turbines, and aerospace parts. They are particularly useful for turning components with a high aspect ratio because the vertical orientation minimizes the effects of gravity on the workpiece, reducing the risk of deflection and distortion. Additionally, vertical lathes are highly automated and can be programmed to perform a wide range of machining operations, such as turning, drilling, boring, threading, and milling, with minimal human intervention. Overall, The Manual type vertical lathes are a versatile and efficient machining tool that offer high precision and automation capabilities, making them an essential component of modern manufacturing processes.

Specification:


Single column

Model	C518	C5112	C5116	C5120	C5125
Max.turning dia.(mm)	800	1200	1600	2000	2500
Max.cutting height(mm)	800	1000	1000	1250	1250
Max.loading weight(tons)	1.2	3.2	5	8	10
Worktable diameter(mm)	720	1000	1400	1800	2250
Worktable speed range(r/min)	30-260	6.3-200	5-160	3.2-100	2-63
Max worktable torque(n.m)	1000	25000	32000	32000	35000
vertical travel of vertical tool post(mm)	650	650	800	800	1200
horizontal travel of vertical post(mm)	570	700	915	1200	1400
G.W(tons)	7	8	12.4	17	23
Dimension(L*W*Hmm)	2080*2621 *3515	2360*2280 *2800	2830*2670 *3010	3200*2800 *3250	3300*4000 *3500

Double column

Model	C5225	C5232	C5235	C5240	C5250	C5260
Work table diameter	2250 mm	2830mm	2830mm	3150mm	4500mm	5200mm
Max. turning diameter	2500mm	3200mm	3200mm	4000mm	5000mm	6000mm
Max. height of work piece(mm)	1600-2800	1600-3000	1600-3000	1600-3200	2500-4200	2500-4500
Max. weight of work piece	10/20	10/20/32	10/20/32	10/20/32	32/50	32/50
Max. torque of worktable	63000 N•m	63000 N•m	63000 N•m	63000 N•m	105000N•m	105000N•m
Rest feeding range	0.25-90 mm/min	0.25-90 mm/min	0.25-90 mm/min	0.25-90 mm/min	0.1-1000 mm/min	0.1-000 mm/min
Beam travel	1250mm	1250mm	1250mm	1250mm	2150mm	2150mm
Horizontal Travel of tool rest	1400mm	1750mm	1900mm	2150mm	2700mm	3300mm
Vertical Travel of tool rest	1000/1250/ 1400/1600	1000/1250/ 1400/1600	1000/1250/ 1400/1600	1000/1250/ 1400/1600	1400/1600	1400/1600
Beam moving speed(mm/min)	350	350	350	350	380	380
Max. Swing angle of tool post	±30°	±30°	±30°	±30°	±30°	±30°
Turret dimension(WxHmm)	40x50	40x50	40x50	40x50	60x65	60x65
Main motor power	55kw	55kw	55kw	55/75kw	75kw	75kw

Machine picture:









Company profile:

□

Packing&delivery

□

Our Services

Our Services

We can provide 7x24-hour online pre-sale service, engineer follow-up order service, and logistics delivery operation service. And also we can provide installation services. In addition, with more than 10 years experience of various markets, we can help customers successfully complete a series of services from purchasing to goods Customs clearance, thereby saving times and also reducing customers' costs in all aspects.

Our advantage:

- 1: With CE, ISO certification.
- 2: Full production tracking.
- 3: Professional engineers can guarantee the highest quality.
- 4: More suppliers as alternatives, guarantee your lowest and competitive price.
- 5: Sales staff with more than 10 years experience, will answer your pre-sales and after-sales questions.
- 6: OEM production is available, to meet customer needs
7. Low MOQ (1 unit) is available.
8. 24 hours technical support.

Warranty period:

During warranty period (one year), if you have any parts broken because of quality problem, we will supply to you free of charge by express.

Out of warranty period, if you have any question, you can contact us, we will supply our best service to you as usual.

1. Technical support online service provided .
2. Technical files service provided.
3. Machine operation video provided
4. On-site training service provided.

5. Spare parts replacement and repair service provided.
6. All of the questions will be replied within 24 hours

Contact

Welcome to contact!!

□



Henan Baishun Machinery Equipment Co., Ltd.



+8618939515188



sale@goodlathe.com



lathemach.com

No.65, Tianming Road, Jinshui District, Zhengzhou City, Henan Province, China